

ARCH1101: EXP3

TEXTURES EXPLORING MOVEMENT

From the “Task for Today:”

1. Movement can be understood as linear, rotational and scalar translation. Draw a series of 6 textures (within a 6 x 6 square in your notebook) exploring each of those definitions of movement.
2. Add 3 words that help you understand movement and create a series of 6 textures for each of those.

After doing steps one and two you will have 6 series of 6 textures (or 36 in total).


ROTATIONAL




SCALOR




LINEAR



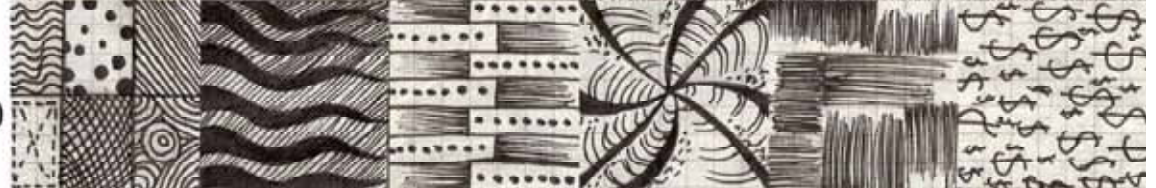
EVOLUTION
(OWN WORD 1)




DISLOCATION
(OWN WORD 2)



CAMPAIGN
(OWN WORD 3)



CHRIS MALOUF



LINEAR



ROTATIONAL



SCALAR



ORIENTIED




DIFFUSING




CONTINUAL


LIU ZIYUE AARON



MARK PAPOULIAS

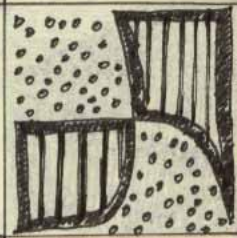


MARY GOMES

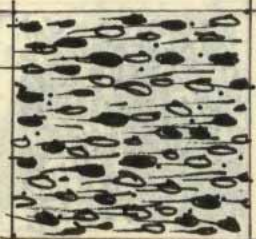
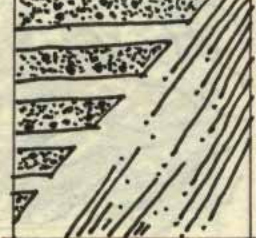


MARY GOMES




ROTATIONAL.






LIQUID.



SEAN TRAN



YING YING CHAN



ALICE TJITRADJAJA